



Comparison of CLEAR FOCUS One Way Vision™ Perforated Window Films




65/35 Perf Pattern
(35% open)
1.5-mm holes

ImageVue®
ImageJetvue®
PosterVue®
SunSecure®



60/40 Perf Pattern
(40% open)
1.6-mm holes


EconoVue® 60/40



70/30 Perf Pattern
(30% open)


ReflectVue®
(1.5-mm holes)

EconoVue® 70/30
(1.4-mm holes)



50/50 Perf Pattern
(50% open)
1.5-mm holes

ClassicVue®



50/50 Perf Pattern
(50% open)
2-mm holes

SuperVue® Exterior
SuperVue® Interior
JetVue®
DecoVue™

Usage Guidelines & Notes

- ClassicVue is recommended for vehicle window graphics.
- CLEAR FOCUS window films with a 70/30 or 65/35 perf pattern are recommended for point-of-purchase, retail and commercial windows graphics as they offer optimum image resolution and detail. They are not recommended for use on vehicle windows because of reduced visibility.
- SuperVue Exterior-mount film is recommended for building wraps and other large-format graphics.
- EconoVue is recommended for point-of-purchase, retail and commercial window graphics. It is not recommended for vehicle window graphics because of reduced visibility or for long-term or large-format applications (e.g., building wraps).
- Check your local, city, state and national regulations for compliance with building signage ordinances.
- For vehicle window tint information, visit the International Window Film Association's website at www.iwfa.com.
- Perforation patterns and hole diameters are approximate.

CLEAR FOCUS Imaging, Inc., 60 Maxwell Court, Santa Rosa, CA 95401

Tel: 1-800-307-7990 • 707-544-7990 • Fax: 707-544-1886

Email: headoffice@clearfocus.com • www.clearfocus.com